



BEVERAGE-AIR

Project: _____	AIA#
Item: _____	SIS#
Location: _____	
Approved: _____	

BB48HC BACK BAR REFRIGERATOR: PASS-THRU

BAR EQUIPMENT- BACK BAR REFRIGERATOR

**MODEL:
BB48HC-1-GS-PT-S**

BB48HC Sliding Glass Door Pass-Thru
Hydrocarbon Series

**5 Year Parts/Labor Warranty Available
7 Year Compressor Warranty**



CABINET CONSTRUCTION

- Exterior is stainless steel front and sides
- Interior construction utilizes galvanized steel on walls and ceiling, heavy duty stainless steel floor
- Full electronic control
- Galvanized sub-top standard
- Magnetic door gaskets provide positive door sealing
- Self-closing sliding glass doors have black frame regardless of finish
- Stay-open feature and locks standard
- LED lighting
- Packaged products only
- Four (4) epoxy coated wire shelves
- Balanced, forced air refrigeration system provides rapid chilling of product

OPTIONS & ACCESSORIES

- 3 Year parts/labor standard, additional 2 year warranty available
- For stainless steel interior (refer to -F models)
- 2" Stainless steel top
- Wine model (40°-60° models)
- Wire shelf divider
- Additional shelves
- Additional shelf clips
- 3" or 6" Casters
- 6" Black legs
- Remote option* (see note on back on page)

REFRIGERATION SYSTEM

- Uses environmentally friendly, energy efficient R290 refrigerant, and meets all regulatory requirements for CARB, SNAP, DOE & more
- Adaptive defrost
- Epoxy coated evaporator coil
- Maintains product temperature between 36°F and 38°F



Please verify qualifying units by visiting:
www.energystar.gov/cfs

3779 Champion Blvd., Winston-Salem, NC 27105
1-888-845-9800 Fax: 1-336-245-6453
Beverage-Air.com Sales@bevair.com



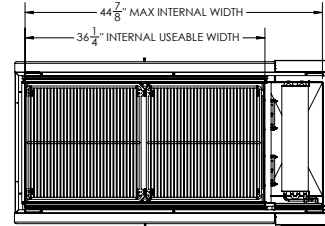
BEVERAGE-AIR

Bar Equipment-Back Bar Refrigerator Model: BB48HC-1-GS-PT-S

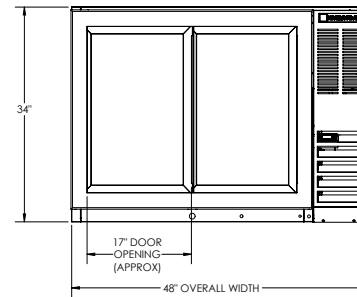
MODEL	BB48HC-1-GS-PT-S
EXTERNAL DIMENSIONAL DATA	
Width Overall	48"
Depth Overall	25 3/4"
Height Overall	34"
Number of Doors	4
INTERNAL DIMENSIONAL DATA	
NET Capacity (cubic ft.)	13.6
Internal Width Useable (in)	36 1/4"
Internal Depth Overall (in)	18"
Internal Height Overall (in)	29 1/2"
Number of Shelves	4
Number of 1/2 Kegs	2
ELECTRICAL DATA	
Full Load Amperes	3.1
REFRIGERATION DATA	
Horsepower	1/3
Capacity (BTU/Hr)	1942
Heat Rejection (BTU/Hr)	2913
Charge (lbs/grams)	0.1984/90
SHIPPING DATA	
Gross Weight - Crated	318 lbs
Height - Crated	43"
Width - Crated	51"
Depth - Crated	27"

*NOTE: Remote units are field wired and come with 6" legs.
Refrigerant must be specified at time of order.

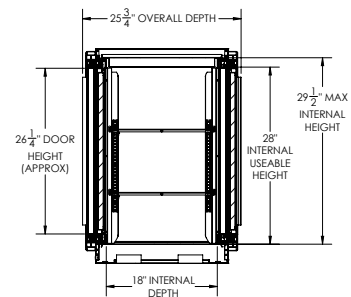
Model Views



PLAN VIEW



ELEVATION VIEW



SIDE VIEW



ELECTRICAL CONNECTION

115/60/1
NEMA 5-15P

Unit pre-wired at factory
and include 8' long cord
and plug set.